

# YOUR GUIDE

## to Downloading *Mary Kay*® Apps to Your Device



### Mary Kay® Ordering App

Visit [mkapps.com](http://mkapps.com) on your mobile browser and **click Download**.

**NOTE:** Using an **iOS device**? Before you can use this app, your phone will **need to “trust” the app**: Go to Settings > General > Device Management > Enterprise App. **Click on Mary Kay Inc.**, and **select “Trust”** when prompted. Now you can use the app!

## All Other *Mary Kay*® Apps



Great Start



Events—USA



SkinSight



Digital Showcase



myCustomers+



MirrorMe



Mobile Learning



eCatalog

### Using an iOS device?

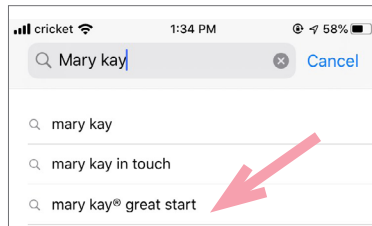
1)

Go to the App Store.



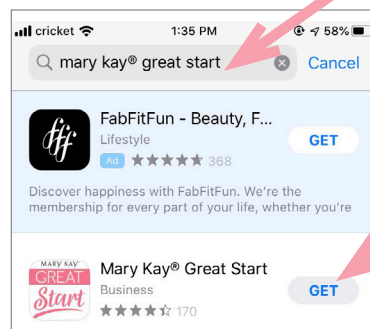
2)

Search for “Mary Kay Inc.”



3)

Touch the **Get** button when you find your app.



You may have to enter your password before the app downloads.

### Using an Android?

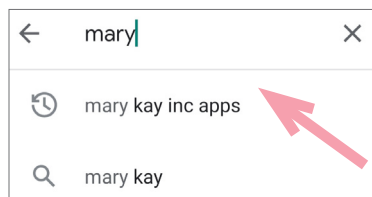
1)

Go to the Play Store.




2)

Search for “Mary Kay Inc.”



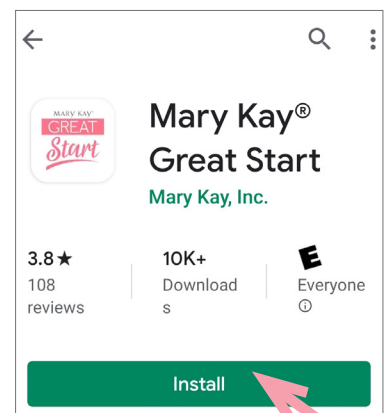
3)

Touch the app button when you locate your app.



4)

Touch **Install** to download and then open.



For more information, visit [Mary Kay InTouch® > Resources > Digital Zone > Go Mobile With Mary Kay Apps!](#)

For additional support, call **800-272-9333**.

MARY KAY